










# Woven Wire Cuff

- 1- 10" length 16 gauge wire
- 4- 6 1/2" lengths 16 gauge wire
- 10 feet of 26 gauge wire

- 1- lampwork lentil bead

		
<p>1. Start by wrapping the 26 gauge wire three times around the 10" piece of wire starting 2" from the left end. This is the center wire.</p>	<p>2. Add one of the shorter wires on top of the center wire. Line up the left ends. Wrap two times around both wires.</p>	<p>3. Pass the thin wire to the back between the two top wires. Add another 6 1/2" wire to the bottom.</p>
		
<p>4. Wrap two times around the bottom wire and middle wire.</p>	<p>5. Pass the thin wire to the front between the two bottom wires.</p>	<p>6. Wrap two times around the two top wires.</p>
		
<p>7. Repeat Steps 3, 4, 5 and 6 until the weaving measures 2 1/2". End by wrapping the thin wire three times around the middle wire. Trim the end and press down.</p>	<p>8. Bend the top and bottom wire out of the way and add the bead.</p>	<p>9. There are two remaining 6 1/2" wires. Make a 90 degree bend 2" from the end of each wire. Repeat Steps 1 through 7. Add the rest of the 26 gauge wire by wrapping three times around the center wire. Add the top and bottom wires as before. and weave for 2 1/2".</p>



10. You should have 2" of unwoven wire at each end of the bracelet. Trim them all to the same length if needed. Form a spiral with the center wire on each end.

11. Form spirals with all of the remaining wire ends. This is just an example of one of the possible ways to finish off the ends.



To oxidize, hard boil an egg. While the egg is still hot, roughly chop it into several pieces and add it to an airtight container such as a Tupperware container or a baggie. Add the bracelet and seal. The bracelet does not need to be touching the egg. The sulfur gasses from the egg will darken the metal. When dark, remove and rinse well with cold water. Use 0000 steel wool or a Scotchbrite pad to buff off the excess patina.